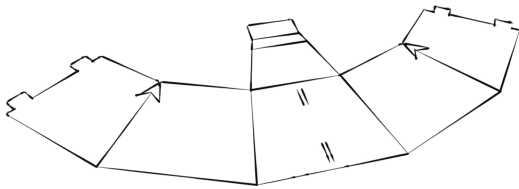
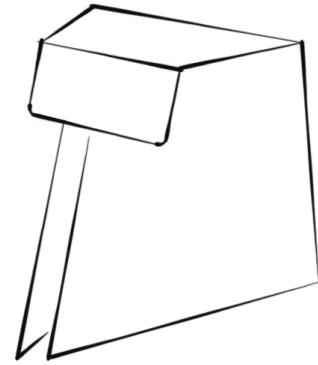


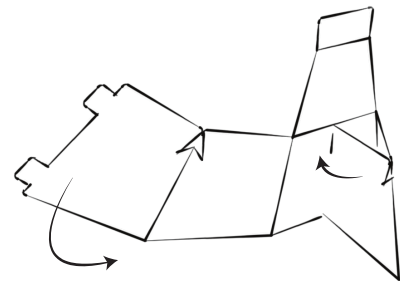
# TRIANGLE CHAIR

WHAT'S IN THE BOX?


1x Triangle Chair



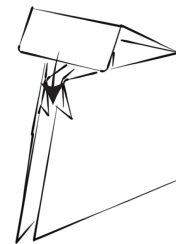
1. Unfold the chair as shown in the image above.



2. Fold the sides of the chair inwards and put the flaps into the designated outcuts.



3. Fold down the seating part like shown.



4. Attach the folded seating part, by sliding it into the designated notch. Push a little and your triangle chair is finished!