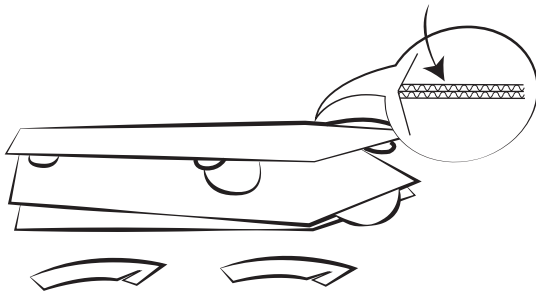



KARTENT ROCKET

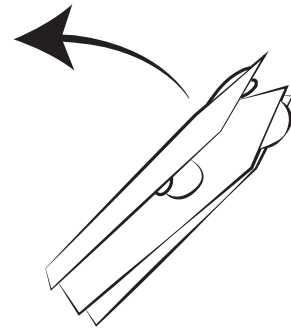
WHAT'S IN THE BOX?

2x Rocket foot


1x Rocket body



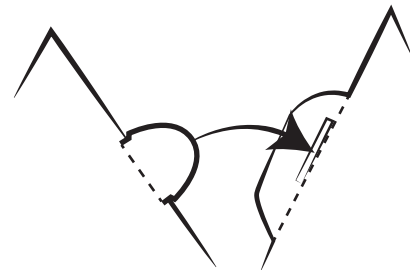
1. Make sure you have all pieces. Some folding lines are cut, this makes folding easy!



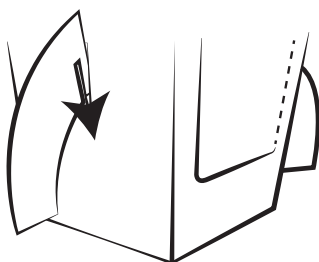
2. Put the rocket in upright position pointing upwards.




3. Fold the upper flap and attach it in the designated hole. The same goes for the lower flap.



4. Fold the flaps on the top and close them around the rocket. (5x)



5. Take the feet and attach them in the designated holes (2x).



6. Carefully unfold the door and your rocket is ready to fly!