

Christmas tree

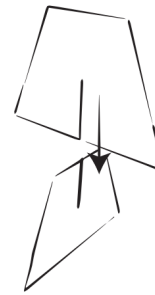
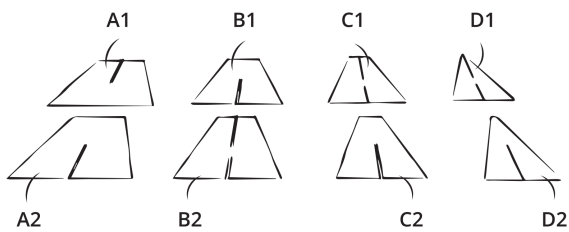
WHAT'S IN THE BOX?

1x Pieces A1 & A2

1x Pieces B1 & B2

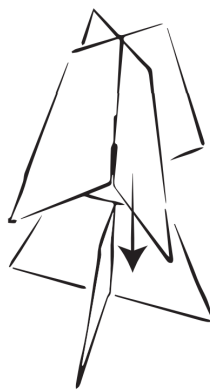
1x Pieces C1 & C2

1x Pieces D1 & D2

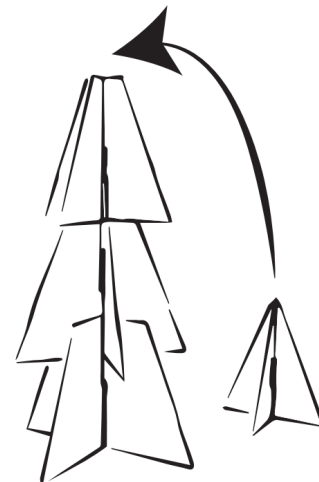


1. Check if you have all parts.

2. Slide parts A1 and A2 over each other into the slots.



3. Also make part B in the same way, turn 45 degrees, and place over parts A.



4. Now complete the other parts. Rotate the next layer 45 degrees each time. This is how you build the Christmas tree!